



Compton Primary School Newsletter

26/10/2021

Ph: 87251723

Fax: 87250110

Mobile: 0498108539

Web Site: comptonps.sa.edu.au

PRINCIPAL – Bec Keeley 87251723 GOVERNING COUNCIL CHAIRPERSON – Nikki O'Dea 87255265

Shared Values – Respect, Perseverance, Resilience, Kindness

WHAT'S ON

WEDNESDAY: Drinks Day, Hot Lunches
THURSDAY:
FRIDAY: 6/7 Graduation Baby Photos Due
MONDAY: Review, Muffin Monday
TUESDAY: School Photo
WEDNESDAY: Drinks Day, Hot Lunches

THURSDAY:
FRIDAY: Christmas Card Orders Due
MONDAY: Muffin Monday
TUESDAY:

NEWSLETTER ATTACHMENTS

Christmas Card Order Form
Santa's Boulevard

GIVEN TO STUDENTS

Christmas Card Order Form

IMPORTANT DATES

	<u>November</u>
Wednesday 10 TH	Pupil Free Day
Friday 12 TH	Purple Day (remembering Mrs Dawe)
Monday 15 TH	Finance, Governing Council & Fundraising Meeting
Tuesday 16 TH	6/7 Extra Transition day
Friday 26 TH	Small School Sports Day
Monday 29 TH	Year 6 Transition day to High School
Tuesday 30 TH	Year 7 Transition day to High School
	<u>December</u>
Wednesday 1 ST	Transition day
Thursday 2 ND	Transition day
Tuesday 7 TH	Art Show /Graduation
Thursday 9 TH	Colour Fun Run
Friday 10 TH	End of Term 4, Early Dismissal 2:25

TERM DATES FOR 2021

Term 3 19th Jul – 24th Sept Term 4 11th Oct – 10th Dec

TERM DATES FOR 2022

Term 1 31st Jan – 14th April Term 2 2nd May – 8th July
Term 3 25th Jul – 30th Sept Term 4 17th Oct – 16th Dec

Welcome to week 3! What a whirl-wind of activity we have had over the last couple of weeks!

Choir

We congratulate our choir kids and their performance at the Sir Robert Helpmann Theatre last Wednesday night. It is such a great night – the culmination of all their hard work throughout the year. They should feel very proud of themselves – we certainly are!

PJ Day

Thank you to all the students and staff who dressed in their PJs and donated to an excellent cause last Thursday. We were able to **raise over \$100** for awareness of foster children and every dollar raised goes directly into driving the growth and impact of The Pyjama Foundation's 'Love of Learning' program. The program is designed to help kids get a step further towards their dreams – whether they want to be a pilot,

nurse or a teacher! It was both a fun and comfortable day!

For sale!

We have book packs for sale in the front office which would make a perfect Christmas gift. For \$8 you receive a book, a pencil and an eraser. There are children's books to novels available for purchase. Please come in and see Bett in the office if you are interested or students can come in and make purchases themselves.

Transition

Small schools have the opportunity to take part in an extra **transition day** this year at Mount High School. If your child is going to Mount High then there will be a transition day for **year 6s and 7s on Tuesday, 16th November**. This day is on top of the two transition days in week 8.

Christmas Card Fundraiser

It is on again! Your child's Christmas art will be made into cards and gift tags to purchase in time for Christmas. There are different combinations of cards and tags to select from. Please fill in the order form and return to the school by the **5th of November**.

Pupil Free Day

Please remember that Wednesday the **10th of November** is a **Pupil Free Day**.

Last call!

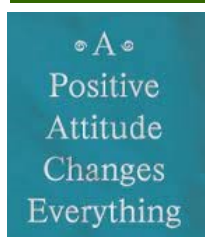
Thank you to the parents who have volunteered to come in and have a **chat to the external review team next Monday**. I know it is difficult between work and family, but if there is anyone interested in coming along – please let me know this week.

Baby photos

Year 6/7 parents – we need your child's **baby photos** by the **end of the week!** You can bring in original photos for us to scan or you can send them in on USB or email them. It is nice to have a variety of shots from throughout their life – especially one as a baby. Please limit the number of photos to 4 as we have 31 kids to get through! It is lovely to watch the faces of the students when they see the surprise presentation on Graduation Night.

Bec Keeley

Pastoral Care



Positive Thinking

How your child deals with disappointment and frustration now will have an effect on their day-to-day behaviour, and shape how they handle situations later in life.

It is important to teach children how to be positive, to recognize situations in a positive way. **Positive thinking** is a wonderful coping tool and helps build resilience in children.

As a parent/carer models positive thinking in their own life, it encourages children to do the same. Discuss negative situations or feelings as they arise in your family. Help your child to see it in a way that is positive and useful.

Be a good example: children are always listening to you and picking up on your responses. They watch how you react to stress and how you treat difficult people and frustrating situations. **Show your children** that you can control your attitude.

Be an encourager: Encourage your child and recognize their accomplishments both big and small. 'I can see you have really worked hard on this. You did a great job.' 'I appreciate your help'. **Catch them doing the right thing.** You will build their self-esteem.

Turn a negative into a positive: We all struggle with new situations, make mistakes – as we **see the positive** in a situation it makes it a little easier. When children are feeling down on themselves for something, they have not done well, turn the situation around and **remind them what they are good at**. Turn 'I just can't do this' to 'I am going to try a different strategy'.

Make your home a happy place: Make your home a **safe place** for everyone and fill it with love and laughter. **Set the mood** for your home with your behaviour and actions. Play a silly game, share a joke, do a fun activity together.

Explain yourself: Words and phrases like 'no' and 'because I said so' do not teach positive behaviour. Try saying, 'I can't understand you when you're whining. Try telling me what you want in your talking voice.' 'Don't touch that, it's hot and you could hurt yourself.' **Explain** to your child **why** they can't do something- that will help them have a more positive response to your action. Take notice of your **tone of voice**, keep calm and soft.

Pam Young

Pastoral Care Worker

Hot Lunches – Every Wednesday

Orders can be made via message on Facebook or Email to betty.lennerth10@schools.sa.edu.au

payment must be made by Tuesday on our website. www.comptonps.sa.edu.au If you don't know your family ID just put your family name.

Twista Pasta	\$3.60
Fried Rice	\$3.60
Beef Lasagne	\$3.60
Pizza Singles	\$2.50



Drinks Day



Every Wednesday the Year 6/7 Class run a 'Drinks Day' shop at the beginning of lunch. Items available are:

Jelly Cups @ \$1.00

Flavours- Tropical
Raspberry
Mango

Dried Fruit @ .80c

Flavours – Sultana & Cranberry
Sultana & Apple
Sultana & Apricot
Sultana

Zooper Doopers @ 40c

Muesli Bars @ 50c

Frozen Yoghurt @ \$2.00c

Flavours – Strawberry
Mango

Popcorn @ 50c

Fruit Box @ \$1.10c

Muffin Monday



Sara Lee Choc Chip Muffins and Blueberry Muffins are available to order for Recess EVERY Monday. **Only \$2.20 each!**

Payments can be made at the Front Office by the **Friday PRIOR to Muffin Monday** or online

www.comptonps.sa.edu.au

Online payments need to be completed by Sunday and please message your order via our Facebook page.

Around the Classrooms



NIT



R-7 Japanese

In Japanese, students have been learning mnemonics in order to recall and recognise the hiragana character sounds and the way they look. Mnemonics is a strategy for remembering something by using words and phrases. Students have successfully remembered the vocabulary for colours in the past two weeks when they were given some hints using mnemonics such as 'Ar (our) car is a red car – aka (red). In order to recall the sound for hiragana characters, students use clues from the hiragana character's appearance or shape. For example: 'KU' – This is the beak of the Kook-ku-

burra. Students will also be learning the vocabulary for animals and their locations – here, there, or over there. They will order or write sentences in Japanese using the correct placement of nouns, verbs and adjectives in their sentences. We will be using an adapted text similar to the Mem Fox story titled "Where is the Green Sheep?" to help us with our learning.

6/7 Science

Students are learning about the different forms of energy, how they can be transferred and transformed, and the uses of electricity in our daily lives. They will consider how essential electricity is to their daily life, and the lives of people in another country. Students consider how electricity has transformed household life and the consequences of generating electricity from renewable or non-renewable sources. Students will investigate electrical circuits and perform an experiment to test a hypothesis.

Towards the end of term, we will explore topics around space science.

R/1 Media Arts/Digital Technologies

Since last term, students have been working so enthusiastically on creating their recounts for their topic on 'My Special Day' using the Bookmaker app on their iPads. Students are using a variety of images, text and sound to convey messages to their audience with assistance from their peers, Mrs Roulstone and myself. They will continue using the Bookmaker app for the remainder of the term to create their own stories to show off their skills in both learning areas and literacy.

R/1 HASS

We have been finishing our unit of work about the weather and seasons in different places. Students have explored how activities in places change according to the weather and they have demonstrated this through their drawings, labels and explanations in class discussions. We will then be focusing on skills for reading maps and investigating the types of maps and the information that they show us. Students will use positional language to describe location and direction. They will learn the purpose of map features


and learn to distinguish between natural, constructed and managed environments of places.

2/3 HASS

Students will be exploring features of a world map and the globe such as the oceans and continents and the North and South poles. They will examine several environments and identify the difference between natural, constructed and managed features. Students will also explore features and places on a map of Australia. They will locate states, territories and capital cities and discover some amazing and unexpected geographical features of Australia. We will investigate the meanings of the names for Australian destinations and why they were chosen and by who.

4/5 HASS

Students have been exploring features of a world map such as the equator, latitude and longitude lines. They have analysed maps of Australia in class discussions to determine where the climate zones are and how climate and location can affect the distribution of Australia's population. We will begin investigating the importance of the different environments (biomes) to animals and people and explore how geographical places in the world are affected by climate due to their position in relation to the equator. Students will compare the biomes of countries from Africa and South America within the same latitudes as Australia. They will examine how Aboriginal and Torres Strait Islander people have influenced the environmental characteristics of Australia and explore the traditional land management practices of the Aboriginal and Torres Strait Islander people.



UPPER PRIMARY 6/7



We are looking forward to the new gymnastics program that starts today. We've been writing lots of stories and doing our 'talk homework' every week to help us. In Science we learnt about energy and electricity. For maths we learnt about stem and leaf plots, and percentages. Pyjama day was great fun! We learnt how to say the colours in Japanese. We designed our own country in Geography. So we have been extra busy!




James and Grace
MIDDLE PRIMARY 4/5



It has been another busy fortnight in the Middle Primary classroom! In Maths we are looking at time and learning to transfer between 12- and 24-hour time. In writing we have begun looking at poetry, and are creating our own humorous poems. In science we have been exploring natural processes that change our Earth's surface. In groups we have created our very own models of earthquakes, volcanoes and tectonic plates.

In week 1 students participated in Footsteps, where they learnt a range of different dances. We have also



Mrs Ashby

started practising our skills for sports day, which is coming up later in the term.



Miss Gaffney



JUNIOR PRIMARY 2/3



Welcome to Week 3
Term 4

Thank you for dressing up and donating last Thursday for P.J. day, to raise awareness for kids in foster care.

Our class have been busy making the crystal creations for those who have shown interest in these. Today we started graphing data on our laps around the oval for preparation for Sports Day.



JUNIOR PRIMARY R/1



We have welcomed another amazing little person into our class and we are loving Imogyn's great attitude towards learning and trying her best! We hope you enjoy your time at Compton. IT is an amazing school full of incredible role models!

In Maths we are doing specific maths intervention in the library based on our PAT test data and areas of the Reception Maths curriculum we are needing some extra support in.

We have been focussing on making predictions and making connections to books.

In Science we have finished our learning around how we can change things in a variety of ways and developing our vocabulary in this area.

In Health we have completed our 3 assessment tasks around identity by focussing on who we are, what we liked and what we have. It was so nice to see the growth in their learning about themselves and their willingness to talk about themselves grow over the year.

In PE we have learnt our 9 athletics activities and the children are doing a great job practising and improving.

Miss H



Mrs Dx

Books for Sale



\$8.00 each



Book, Pencil & Eraser



The Compton Chronicles

1976 School Photos

We found these Compton Primary School photos in our archives from 1976. In 1976 the Principal was B. Daniell. Are you in any of these pictures or do you recognise anyone?



FRONT ROW: D. Pratt, B. Gladigan, M. Pratt, A. Burrows, M. Walscott, D. Mitchell, R. Pratt.
SECOND ROW: D. DeRondt, J. Ten Tye, N. Stevens, T. Stevens, V. Walscott, J. McKay.
THIRD ROW: V. Higgs, S. Playford, M. Potter, T. Hollis.
STAFF: P. Hein, P. Emmett.



FRONT ROW: S. McKay, G. Baker, T. Williams, G. Sutton, S. Jettner, P. Jones, D. Ten Tye, P. Nilsson.
SECOND ROW: A. Pratts, D. Jones, K. Potter, J. Stafford, M. Lane, J. Pratts, L. McPherson.
THIRD ROW: C. Jettner, T. Middison, J. Illman, B. Flesson, P. Burrows, M. Hollis, K. Doyle.
PRINCIPAL: B. Daniell.



FRONT ROW: T. Playford, P. Illean, D. Foyle, D. Devlin, A. Hollis, A. Sutton, S. Pratt.
SECOND ROW: K. Higgs, T. Walscott, L. Sutton, P. Burrows, S. Jones, S. McKay.
THIRD ROW: T. Lane, D. Potter.
STAFF: J. Foyle, G. Mitchell.